

This article is part of:

# Journal of Investment Strategy

Volume 5 Number 1 2010



Published by

**Financial Standard**

a Rainmaker Information company

Level 2, 151 Clarence Street, Sydney NSW 2000 Australia

Telephone (02) 8234 7500 Facsimile (02) 8234 7599

[www.financialstandard.com.au](http://www.financialstandard.com.au)

## Disclaimer

Journal of Investment Strategy ISSN 1833-1041. Copyright © 2010 Rainmaker Information Pty. Ltd. ABN 86 095 610 996. All rights reserved. This work is copyright. Apart from any use as permitted under the Copyright Act 1968 of the Commonwealth of Australia, no part of this journal may be resold, reproduced, stored in a retrieval system or transmitted in any form or by any means electronic, mechanical, photocopying, recording or otherwise, without the prior written permission of the publisher. Rainmaker Information Pty. Ltd. gives no warranty other than any warranty that may be implied pursuant to the Trade Practices Act 1974 that the information in this report is correct or complete. Rainmaker Information Pty. Ltd. shall not be liable for any loss or damage howsoever caused due to negligence arising from the use of this report. The views and opinions expressed in this journal are provided for information purposes only and should not be taken as constituting advice. Persons concerned with the issues raised in this journal should seek their own professional advice. No responsibility is accepted by the publishers, its employees, agents or associates for the accuracy of the information contained in this journal. The opinions expressed in this journal do not necessarily represent the views of the publisher.

# Is Alpha Just Beta Waiting To Be Discovered?

## What the Rise of Hedge Fund Beta Means for Investors

By **Adam Berger**, **David Kabiller** and **Brian Crowell**  
AQR Capital Management

**Adam Berger** is vice president and head of portfolio solutions. He joined AQR in 2007 after 11 years with Goldman Sachs where he most recently served as a senior research strategist in asset management. Prior to this, Berger worked in the equities division of Goldman Sachs and in the firm's pension services group. He holds an AB in Philosophy, magna cum laude, from Harvard College and an MBA from the Wharton School of Business at the University of Pennsylvania.

**David Kabiller** is founding principal and head of client strategies. Prior to co-founding AQR in 1998, he worked at Goldman, Sachs & Co. where he was vice president in the pension services group. Before this, he was in the Institutional Fixed Income Division and in the Private Client Services Department. He holds a BA in Economics and an MBA from Northwestern University.

**Brian Crowell** is an associate in portfolio solutions and joined AQR in 2007. Before AQR, he worked as a summer associate for UBS in their Equities Long/Short Group and an Equity Trader for both E\*Trade Professional Securities and Heartland Securities Corporation/Trillium Trading. He has a BA in Chemistry from Dartmouth College and a MBA with concentrations in Economics and Analytic Finance from the University of Chicago, Graduate School of Business.

Alpha is shrinking, and it's good news for investors. This idea may seem paradoxical. But alpha is really just the portion of a portfolio's returns that cannot be explained by exposure to common risk factors (betas). With the emergence of new betas, the unexplained portion (alpha) shrinks – alpha gets reclassified as beta. The rise of a group of risk factors we call hedge fund betas makes this transformation especially relevant today. Hedge fund betas are the common risk exposures shared by hedge fund managers pursuing similar strategies. We believe these risk factors can capture not just the fundamental insights of hedge funds, but also a meaningful portion of their returns.

Hedge fund betas are available for investment and can also be used to enhance portfolio construction and risk management. Ultimately, we believe the rise of hedge fund betas will lead not only to the reclassification of alpha, but also to better-diversified portfolios with greater transparency, improved risk control, and – perhaps most importantly – higher net returns.

### ABSTRACT

This paper looks at the nature of alpha and the rise of hedge fund betas – as well as the implications for investors. In Part I, we argue that alpha should not be thought of as the return from active management, but rather as a return source that is not associated with any common risk factor. As new risk factors emerge, alpha explains a smaller portion of portfolio returns. This reclassification of a portion of alpha to a beta is a continuous process that is part of the history of financial innovation. In Part II, we make the case that the hedge fund betas – the common risk factors shared by certain hedge fund strategies – are latest chapter in this evolution from alpha to beta. Hedge fund betas are distinct from 'hedge fund replication' strategies, most importantly because they are built from the bottom up, not from the top down. In Part III, we suggest that rather than focus on finding alpha, investors should seek out any return source (alpha or beta) that offers positive expected returns and portfolio diversification. Investing in hedge fund betas allows investors to tap into a new, uncorrelated return source in an efficient and cost-effective manner. Hedge fund betas can also serve as a portfolio tool to help investors benchmark their hedge fund managers and improve portfolio construction.

## PART I: RETHINKING ALPHA

### What is alpha?

Colloquially, alpha has come to mean ‘the excess returns from active management’. But in truth, the concepts of alpha and beta have their roots in portfolio theory.<sup>1</sup> Empirical analysis uses linear regression to decompose the returns of an asset or a portfolio into two components. One component is **beta**, the portion of returns that can be attributed to one or more systematic risk factors. Historically, the most common risk factors (betas) were traditional investments, like equity and bond markets. More recently, investors have broadened their portfolio analysis to include ‘exotic’ betas, such as emerging market equities, high-yield debt, commodities and real estate. The remaining component is **alpha**, the portion of returns that cannot be attributed to these various risk factors.

This definition makes it clear that ‘alpha’ is not ‘returns from active management’, but rather ‘returns that cannot be explained by common risk factors’. This in turn means that as new risk factors are discovered and popularised, the returns attributable to alpha decline and part of alpha is reclassified as beta.<sup>2</sup> Note that this transformation does not in and of itself mean a decline in returns. Alpha’s shrinking is offset by a growing portion of returns that can be attributed to beta. Unless the discovery of a new risk factor actually reduces an investment’s expected return – which may happen if it sparks material inflows – reclassification does not necessarily mean lower returns. In fact, if the new factor lowers investment costs, it can lead to higher expected returns.

### The evolution of alpha and beta

This economic definition of alpha means that over time, alpha is transforming into beta as new risk factors are discovered and gain recognition.<sup>3</sup> We can put this trend in perspective by doing a quick historical survey.

Before the advent of capitalisation-weighted equity indices (more than half a century ago), any investor who used a broker or manager to build a stock portfolio basically had to ascribe the results to the manager’s skill. All of the portfolio’s returns in excess of the risk-free rate would be considered alpha.

Over time, it became apparent that the success or failure of these portfolios was tied to the overall stock market’s performance. There were boom cycles when most portfolios performed well and bust cycles when most portfolios performed poorly. Eventually, with the rise of capitalisation-weighted equity indices (such as the S&P 500), investors had a better way to explain their returns. They could now ascribe a good portion of portfolio performance to stock market beta. After considering the impact of stock market beta, the portion of returns attributed to alpha was significantly reduced.

Nonetheless, some active managers continued to beat the market’s return, generating alpha. At some point, however, investors began to realise that many managers were doing similar things to beat the market. For example, some managers overweighted smaller-capitalisation stocks, while others overweighted stocks that traded at low price-to-earnings or low price-to-book ratios. Both of these groups tended to outperform the broad stock market indices over time.

The three-factor model of Eugene Fama and Kenneth French drove wider acceptance of size- and value-driven portfolios.<sup>4</sup> The advent of large- and small-cap indices and value and growth indices codified these ideas into betas that investors could use to understand portfolio returns. For managers that had formerly beaten their benchmarks simply by holding a portfolio of small-cap or value stocks, this new equation turned what had been an alpha into a beta (even if this was not immediately noticed by all). If investors could hold the Russell 2000 Value index at low cost, managers could no longer justify high fees for portfolios that beat the market simply by being long small, cheap stocks.

Figure 1. The transformation of alpha into beta

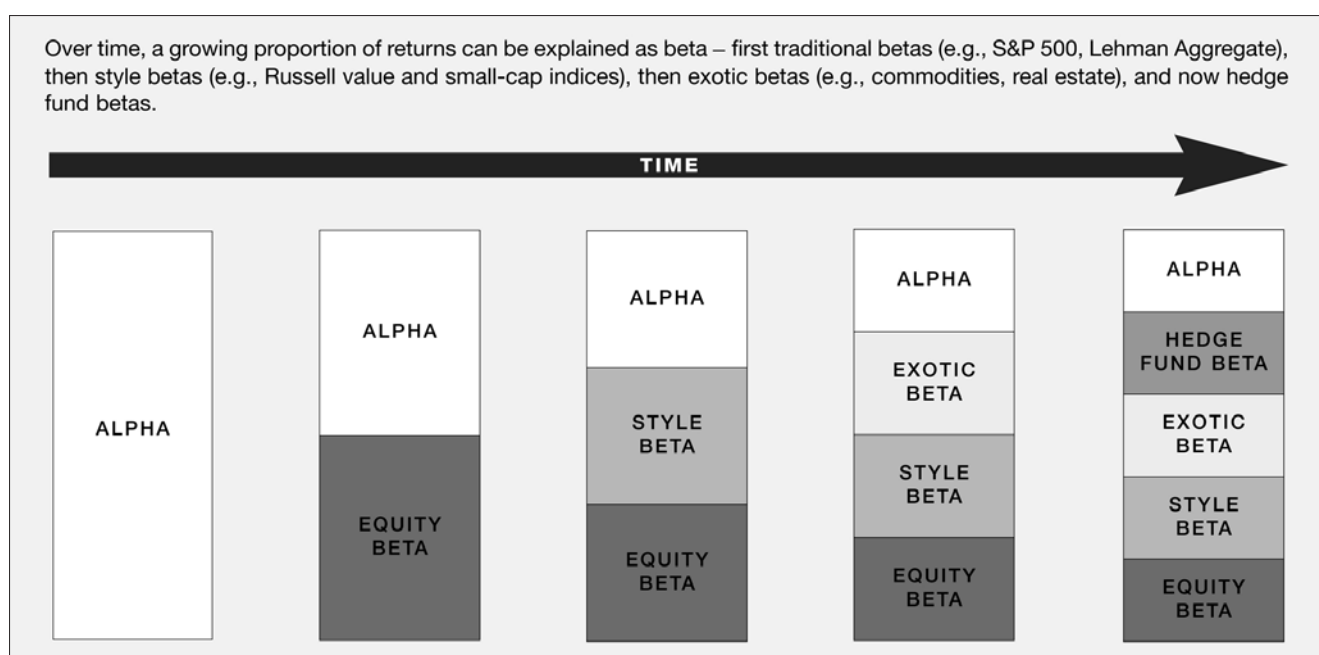


Table 1. Two hedge fund beta examples\*

The table below summarizes the hypothetical performance of two hedge fund beta strategies: merger arbitrage and convertible arbitrage. These two strategies are systematically designed with the help of AQR/CNH proprietary datasets for merger deals and convertible bonds. The results reflect a hypothetical, value-weighted merger portfolio that holds some exposure to each announced merger deal and a value-weighted convertible arbitrage portfolio that holds a broad cross-section of well-hedged convertible issues. Using our datasets we can uniquely address transaction costs, make portfolio adjustments, properly hedge unwanted risks and apply certain risk limitations through time.

	Hypothetical Annualized Gross Return	Annualized Volatility	Sharpe Ratio	Max Drawdown	Correlations			
					S&P 500	MSCI World	HFRI Converts	HFRI Mergers
<b>Convertible Arbitrage</b>	12.0%	5.2%	1.5	-5.4%	0.0	-0.1	0.6	0.2
<b>Merger Arbitrage</b>	11.8%	5.8%	1.3	-10.8%	0.4	0.4	0.3	0.7

\* These Merger Arbitrage and Convertible Arbitrage backtests use AQR proprietary datasets on all merger deals (dating back to 1963) and all convertible bond issues (going back to 1985). The backtests also assume constant leverage of 1.5:1 for mergers and 2:1 for convertibles. Please see important disclosures relating to hypothetical results at the end of this document. Backtest dates are January 1990 - December 2007.

More recently, investors have diversified their portfolios across a wider range of asset classes than traditional developed-market stocks and bonds. Many of these new investments – commodities, real estate, emerging market equities and debt – fall into the category of ‘exotic’ betas, or investments whose returns can be explained by exposure to less traditional risk factors. Like traditional betas, these tend to be associated with long-term exposure to one or more markets.

This history shows that as financial theory evolves, what once appeared to be an uncorrelated and perhaps mysterious alpha is shown over time to be the return associated with exposure to a relatively understandable risk factor. (See Figure 1) Today, hedge fund betas are simply the latest – if perhaps more complex – chapter in this history.

## PART II: THE EMERGENCE OF HEDGE FUND BETA

### What is hedge fund beta?

The transformation of part of alpha into beta is not just a financial concept, but an ongoing, dynamic process. In looking at hedge funds, investors are increasingly recognising that a meaningful component of their returns may be due to more common risk factors. We call these factors hedge fund betas.

The idea that hedge funds are exposed to common risk factors is not new. In the mid 1990s, Mark Mitchell and Todd Pulvino began researching the risk factors associated with merger arbitrage strategies, eventually constructing a database of all announced merger deals since 1963.<sup>5</sup> More recently, in 2004, Clifford Asness raised the idea that ‘hedge fund betas’ are similar to traditional betas in that they “represent a known implementable strategy, and thus a source of potentially common systematic risk.”<sup>6</sup> In both cases, the key idea is that many hedge funds employ similar, relatively well-known processes (albeit with meaningful variations across different funds and managers).

### Hedge fund beta: two case studies

As an example of a hedge fund beta, consider merger arbitrage. Traditional merger arbitrageurs go long the companies being acquired (the targets) and, in stock deals, short the companies

who are purchasing them (the acquirers). The intuition behind this strategy is that once a merger is announced, the target’s stock has a binary payoff structure, depending on whether the merger succeeds or fails. Because of this transformation, many existing holders of the target’s stock may be anxious to ‘cash in’ on the merger rather than wait for the deal to close with limited further upside. By offering a form of insurance against the deal not closing and providing liquidity to shareholders who want to sell, arbitrageurs capture a risk premium.

Different managers may choose to invest in different mergers, but the ‘beta’ of merger arbitrage comes from capturing the risk premium that exists in the aggregate of all investable deals. Just as stock betas can be created by looking at the performance of a broad universe of stocks, the beta for merger arbitrage can be created by looking at the performance of a broad pool of merger investments (long the target, short the acquirer). Importantly, this beta reflects the economic intuition behind the strategy, and, as shown in Table 1, it also captures a meaningful part of the strategy’s historical return.

Convertible bond arbitrage, like merger arbitrage, has a common risk factor. The strategy works because convertible bonds tend to be issued (and then traded) at a discount to the sum of their parts – which are essentially a straight bond plus a call option on the underlying stock (and a short position in a call option on the bond if it is callable).<sup>7</sup> The discount reflects the liquidity premium that buyers receive as compensation for holding the bonds (which tend to be illiquid). Convertible managers go long a portfolio of convertible bonds and can hedge out some of the unwanted risk factors associated with the bond (interest rate risk, equity risk, credit risk). They are left with a portfolio that, over time, should capture the sum-of-the-parts discount.

Individual convertible arbitrage managers hold distinct portfolios. But, the beta of the strategy – the fundamental risk that these managers share – lies in the performance of convertible bonds relative to the hedging strategies managers use. The hedge fund beta for convertible bonds is created by holding a broad pool of convertible bonds and hedging out the stock, interest rate and credit exposures. The hypothetical returns of this hedge fund beta – based on a proprietary database of all convertible bonds issued since 1985 – are also shown in Table 1.

These two examples demonstrate the viability of hedge fund betas. But they are just the tip of the iceberg. While it may not be possible to isolate the common risk factors underlying every hedge fund strategy, we believe hedge fund betas exist for most hedge fund strategies. For instance, Global Macro strategies often exploit differences in the supply and demand for securities across different countries by finding trades with profitable 'carry', where one is essentially paid to hold a position. Fixed Income arbitrage strategies similarly try to find positive carry opportunities within global bond markets. Equity Market Neutral strategies may use a range of criteria (including valuation, momentum and earnings quality) to construct long and short stock portfolios. Commodity Trading Advisors ('CTA's') pursue a modified trend-following strategy across a range of liquid futures contracts. Indeed, for almost every category of the hedge fund world (as defined, for example, by the sub-sectors of widely-used hedge fund indices) it is possible to isolate the common risks taken by managers within that sector. Figure 2 is a historical backtest

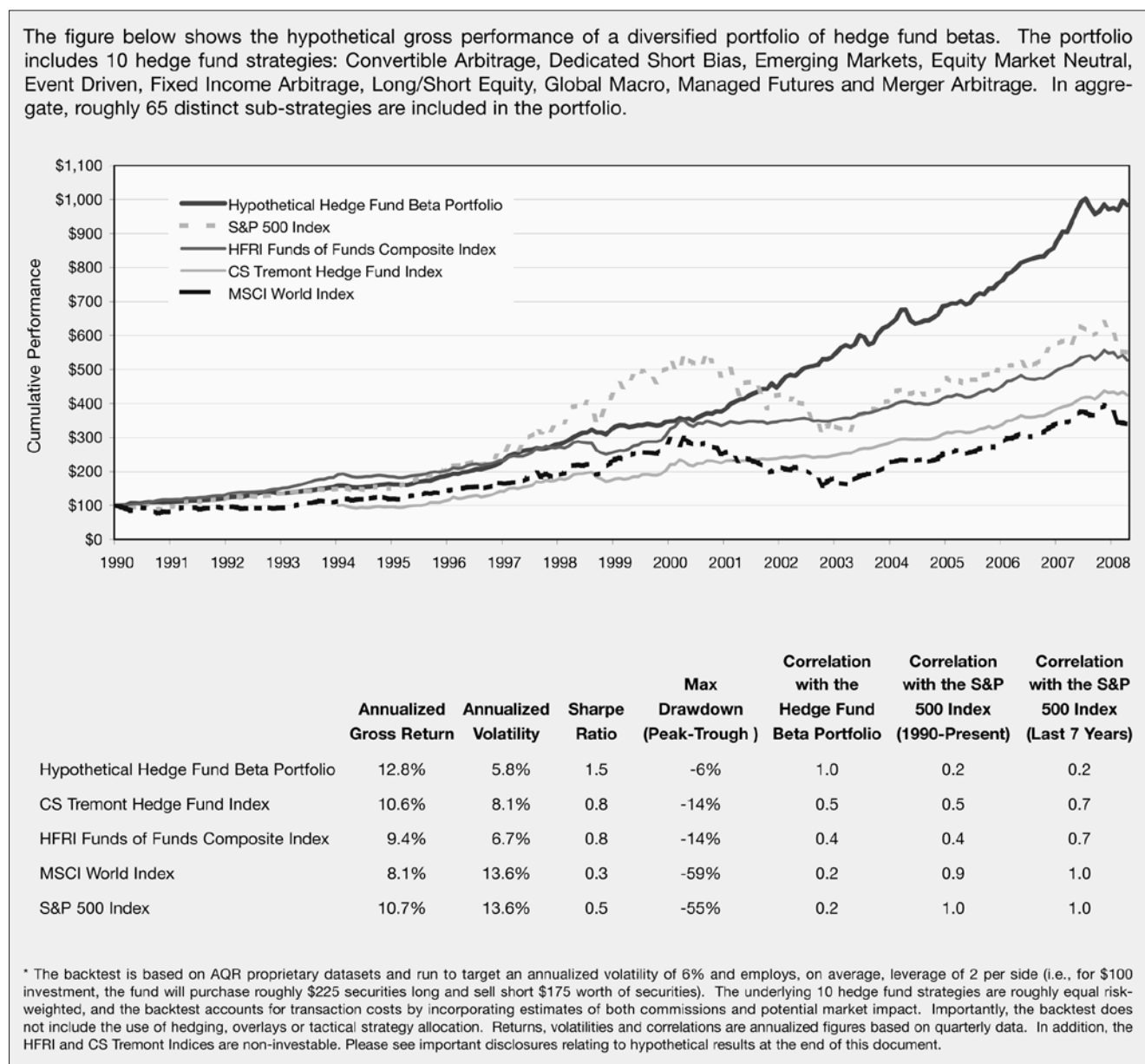
showing the hypothetical performance of a diversified portfolio of hedge fund beta strategies.

### Hedge fund beta and hedge fund replication

It is important to contrast hedge fund beta with the concept of hedge fund replication. Like hedge fund betas, hedge fund replication strategies seek to give investors hedge fund-like returns with greater transparency and lower costs. Rather than trying to capture the insights of a specific hedge fund strategy, hedge fund replication seeks to generate a return stream that looks like a broad hedge fund index, such as those published by CS/Tremont and Hedge Fund Research.

Different replicators take different approaches, but most use a backward-looking, top-down regression approach to estimate hedge funds' aggregate exposures to a set of risk factors (usually about six to 10), such as stocks, bonds, currencies, commodities and volatility (e.g., the VIX index). By looking at the recent

**Figure 2. Historical backtest of a diversified hedge fund beta portfolio\***



performance of hedge funds, the replicators try to assess direction and magnitude of hedge funds' exposures to these risk factors and then mimic them using liquid futures contracts.

This approach has some merit. First, there is an elegance to its simplicity. Using just a few factors keeps transaction costs low, provides transparency, and potentially offers high capacity. Adjusting the factors based on recent performance allows replication portfolios to reflect some of the key characteristics of the overall hedge fund universe at any point in time.

However, we believe replication suffers from a fundamental weakness that lies in its very objectives. Replication portfolios seek to mimic the returns of a broad hedge fund index; but, hedge fund indices themselves often do not have the investment characteristics that investors desire – namely, positive returns with low correlations.<sup>8</sup> Moreover, because the building blocks of replication strategies are a collection of traditional risk factors that most investors already hold in their portfolios (with the possible exception of the VIX), it is hard to imagine these strategies will give investors much diversification. While the replication portfolios will try to vary the weights of these betas over time, the dearth of publicly available data on hedge fund holdings and performance may severely limit the replicators' ability to capture tactical shifts in hedge fund exposures. This suggests that hedge fund replication will be a source of traditional beta rather than hedge fund beta.

For the time being, we believe bottom-up hedge fund beta strategies will be a more valuable portfolio addition. In comparing these strategies, investors have to ask themselves which set of betas they are trying to capture. We believe hedge fund betas represent 'the good part' of the risk premiums hedge funds earn – while replication strategies are more likely to deliver materially more traditional beta.

### Hedge fund betas in the real world

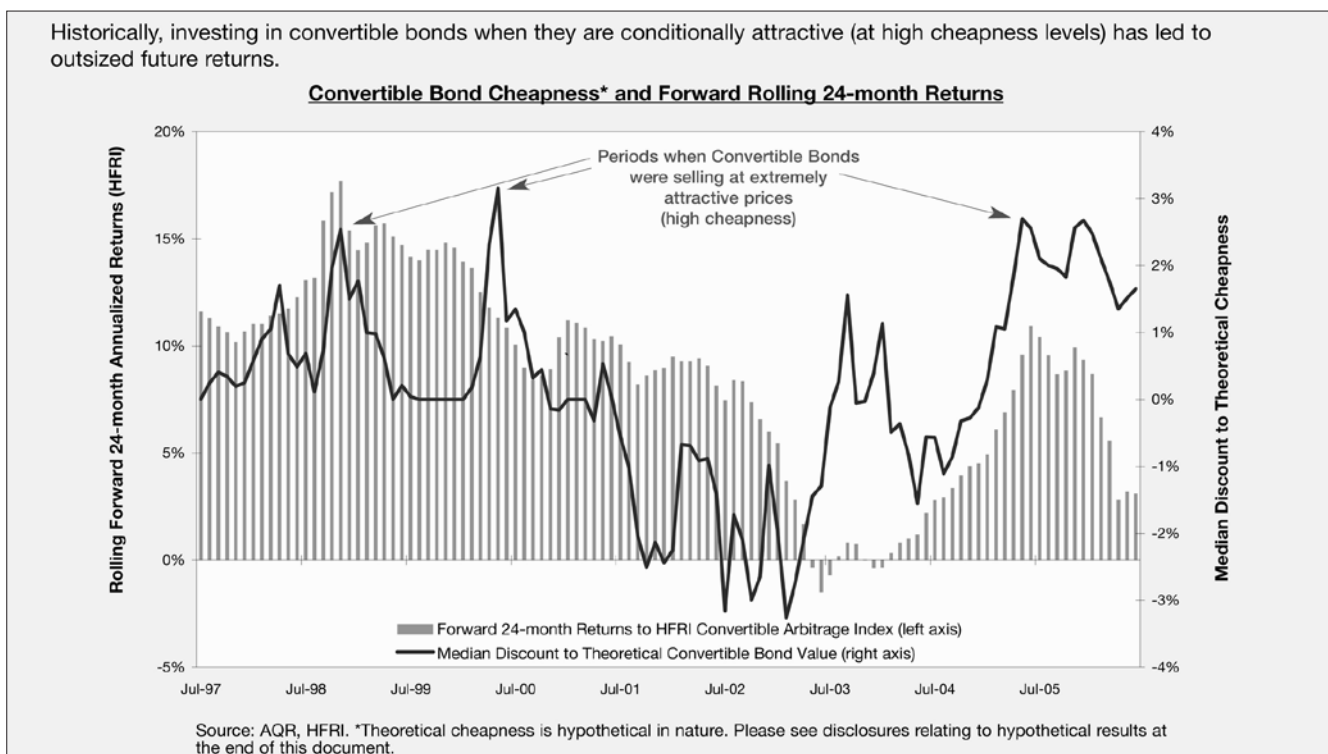
If the idea of hedge fund beta has its roots in academia, the practice of hedge fund beta investment is gaining momentum in the marketplace. The practical uses of hedge fund betas are described in more detail in Section III. Before considering these practical applications, investors should understand that hedge fund betas – unlike other betas – cannot move from theory to practice without significant insight and skill. Moreover, the capacity of these betas is limited, both by the magnitude of the market anomalies they seek to exploit and by the significant resources required to capture them (short availability, financing, etc.).

Defining the rules used to construct a beta involves three decisions:

1. **Inclusion** – which securities are included (portfolio constituents)
2. **Sizing** – how much of each security to hold (portfolio construction)
3. **Rebalancing** – how to adjust these holdings over time (changes to 1 and 2)

For most traditional and even exotic beta sources, addressing these issues is relatively straightforward.<sup>9</sup> For hedge fund betas, each is more complex. There is enough variation across hedge funds that determining the constituents of a hedge fund beta strategy is non-trivial. Sizing is an additional challenge. Most hedge fund strategies involve offsetting long and short positions, which means there is no clear way to calibrate size. Rebalancing incurs transaction costs, which means more frequent rebalancing may reduce long-term returns. At the same time, hedge fund betas are inherently dynamic strategies, so portfolios must be assessed constantly and rebalanced regularly in order to preserve the integrity of each strategy. A merger arbitrage strategy that only adjusts positions once a quarter would be dangerous.

Figure 3. The 'convertible spread' shows the changing attractiveness of convertible bond arbitrage strategies over time



The net effect of these issues is that how well hedge fund betas are designed will affect how well they ultimately perform. Defining hedge fund betas requires research, thorough analysis and experienced judgment.<sup>10</sup>

Additional skill is required after hedge fund beta strategies have been defined. Implementation is critical. Hedge funds tend to use a number of techniques to generate returns. These include leverage, shorting, derivatives and the ability to trade frequently and with minimal market impact. These tools are integral to most hedge fund strategies, and, are therefore also required for any hedge fund beta strategy. However, using these techniques requires a meaningful degree of skill, both to control costs (for borrowing stocks, financing and trading) and to manage portfolio risk (associated with shorting, leverage, counterparties and collateral). We believe implementors of hedge fund beta strategies with better and more robust capabilities in implementation – everything from controlling trading costs to managing operational complexities – can deliver better results over the long-term.

In short, creating real-world hedge fund betas requires skill in determining which strategies to include in a portfolio; defining the positions that comprise each strategy; and then implementing (and rebalancing) those positions over time.

### Capacity and hedge fund beta

Another distinction between hedge fund betas and traditional betas relates to capacity. With any risk exposure, investors must understand the premium they expect to earn from bearing that risk. Any beta – from the most traditional to the most exotic – can become overcrowded.<sup>11</sup> However, hedge fund betas, which seek to exploit anomalies in global markets, inherently have

limited capacity. If too much money seeks to exploit an anomaly, the anomaly will disappear and the expected returns from exploiting it will fall. Conversely, when capital moves out of a strategy, the expected return rises.

Consider the cheapness of convertible bonds, shown in Figure 3. The cheapness level expands when capital flows out of the strategy (as it did in 1998 and again in 2005).

When this occurs, the convertible arbitrage strategy becomes particularly attractive (high expected returns on a risk-adjusted basis). On the contrary, when the strategy becomes crowded and cheapness levels contract, convertible arbitrage is not as attractive.

The fact that hedge fund betas can get more or less crowded over time suggests that investors may need a rebalancing policy to adjust their exposures. This is particularly true because money tends to flow to different strategies not based on their expected risk premium, but rather on how well they have done in the recent past. Perversely, this can lead to distortions where strategies with little or no risk premium (often due to recent strong performance) nonetheless attract the most capital, shrinking their expected return further, while strategies offering more risk premium (perhaps due to poor performance) see their investors flee if they believe the strategy is ‘no longer working.’<sup>12</sup>

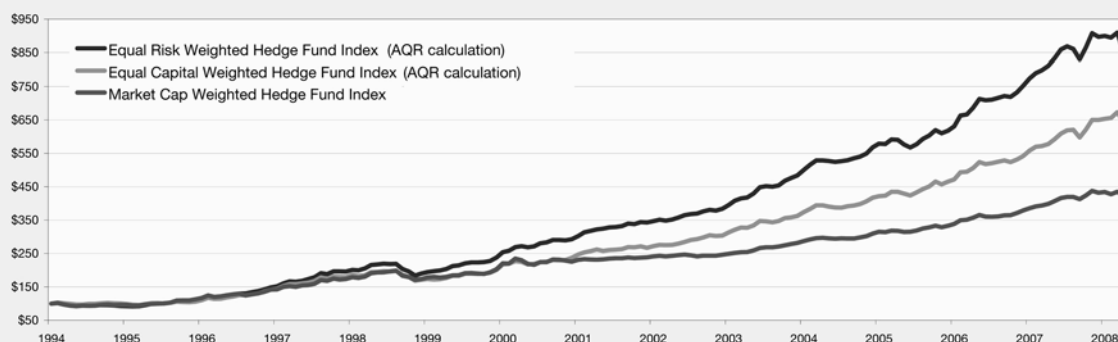
Given this behaviour, even maintaining a consistent risk allocation over time should help by preventing investors from increasing their allocation to seemingly ‘hot’ strategies that offer little risk premium at the expense of unloved strategies that are particularly attractive. (This is illustrated in Figure 4.) Investors who can make well-timed tactical moves between different hedge fund betas – and manage the associated transaction costs – may be able to further boost their performance.<sup>13</sup>

**Figure 4. Maintaining a balanced risk allocation improves the performance of a hedge fund portfolio**

The cumulative performance of three hedge fund portfolios is presented below. All three portfolios contain the same constituents – 10 CS Tremont hedge fund sub-indices: Convertible Arbitrage, Dedicated Short Bias, Emerging Markets, Equity Market Neutral, Event Driven, Fixed Income Arbitrage, Global Macro, Long/Short Equity, Managed Futures and Multi-Strategy. However, each index weights the 10 constituents differently.

Market Capitalization weighting allocates investment dollars according to the proportion of capital invested in each strategy to the total capital invested in all 10 strategies. As these weights change through time, market capitalization weighting can lead to higher allocations to more crowded strategies. Equal Capital weighting allocates investment dollars equally to each of the 10 strategies. Equal Risk weighting allocates investment dollars according to the volatility of each of the 10 underlying strategies. All three Indices are net returns and scaled to the same 7.5% annualized volatility.

#### Hypothetical Cumulative Performance of Investments in Equal Weighted & Market Cap Weighted Indices



Source: CS Tremont and AQR. Please see important disclosures relating to hypothetical results at the end of this document.

**PART III: WHAT IT ALL MEANS: IMPLICATIONS FOR INVESTORS**

**Moving beyond alpha**

Since the bursting of the technology bubble, institutional investors have dramatically increased their exposure to hedge funds.<sup>14</sup> This search for alpha coincides with dimming investor expectations for future market returns.<sup>15</sup>

But this focus on alpha masks a broader need faced by investors. Ultimately, alpha’s appeal lies in its positive expected return and low correlation to other portfolio investments. We believe that investors actually want any investment that offers a positive expected return and low correlation with their core portfolio, whatever it is called. Investors can improve portfolio performance by adding new investments that have low correlations to their existing holdings, whether those investments are alpha (return sources with no underlying risk factor exposure) or various betas (return sources based on one or more underlying risk factors). The key to adding new beta sources is that they have low correlation with the portfolio’s existing risk exposures.

Figure 5 shows the risk and return characteristics of a 60/40 percentage stock/bond portfolio and the impact of adding two hypothetical return sources, one alpha source and one beta source. Both have identical Sharpe ratios (0.25) and annualised volatilities (10 per cent), but the beta has a low, positive correlation of 0.15 to both stocks and bonds, while alpha has zero correlation to both stocks and bonds. Note that while both return sources improve the portfolio’s efficiency, the combination

is better than any individual strategy. In other words, a rational investor should want exposure to both.

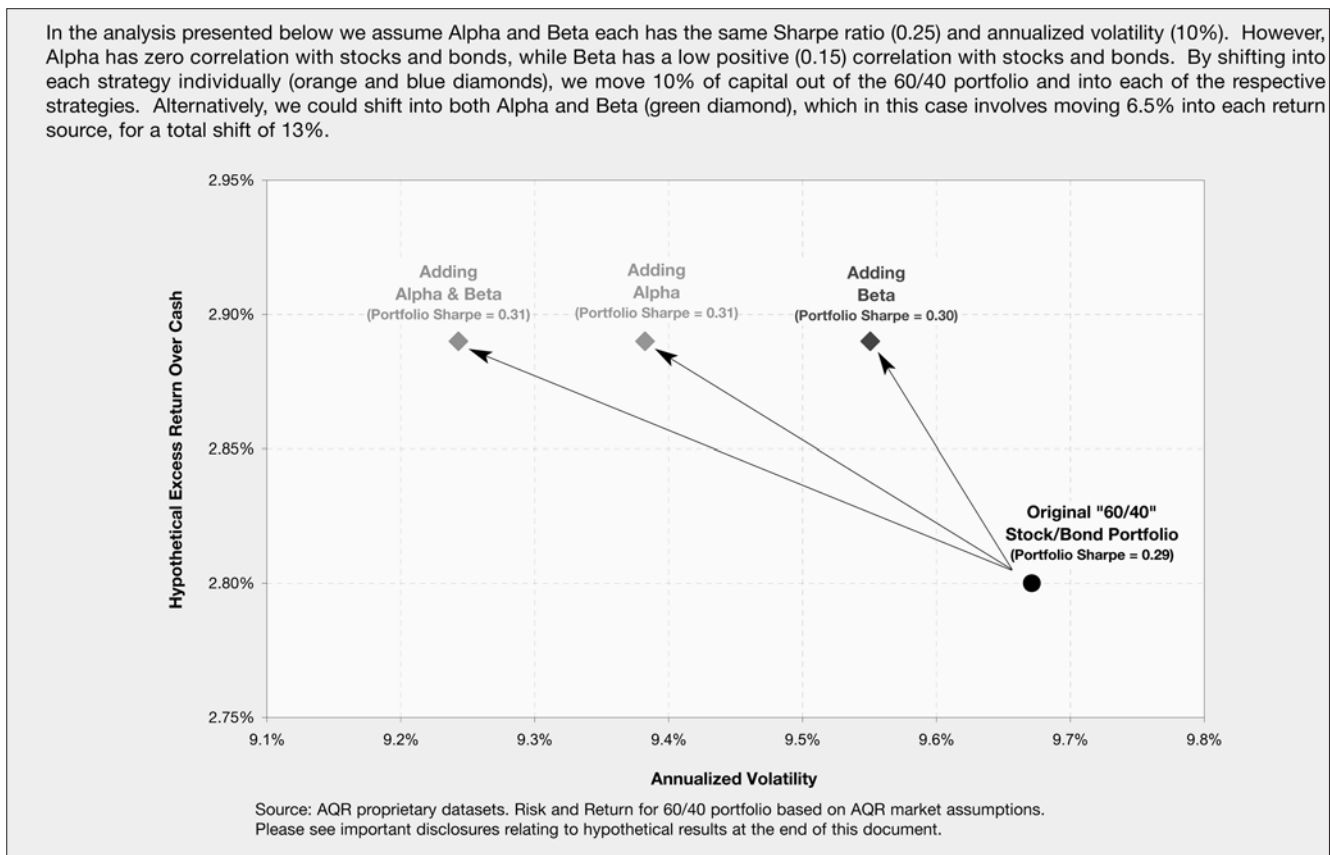
Ultimately, investors should focus on adding new return sources to their portfolios, provided the risks required to earn those returns a) are reasonable and b) exhibit low correlation to their core portfolios.

**Buying hedge fund beta**

As investors broaden their investment search from alpha to other new, non-correlated return sources, we expect they will seek to get additional exposure to hedge fund betas. We believe many portfolios have little exposure to these strategies. The easiest and most efficient way to gain exposure may be through direct investment in hedge fund betas. Today, hedge fund beta strategies are in their infancy, with just a few vehicles offered. But we believe they have the potential to be a powerful contributor to portfolio returns.

We expect most investors in hedge fund betas will hire managers to make these direct investments on their behalf, just as they do for traditional betas. Creating hedge fund betas, as noted above, requires skill in both definition (rules for inclusion, sizing and rebalancing of securities) and implementation (trading, financing, risk management). More fundamentally, hedge fund beta managers need to define a universe of hedge fund beta strategies that merit investment and a framework for allocating capital to those various strategies. The capacity constraints on hedge funds, as well as the historical cycles of over- and under-capitalisation of hedge fund strategies, mean that in addition to setting appropriate strategic allocations, managers should also consider making tactical deviations.

**Figure 5. Alpha and beta can improve portfolio efficiency**





Investors contemplating direct investment in hedge fund betas should scrutinise managers' experience, staffing and resources. They must assess the strategy selection process (which hedge fund betas are included), as well as the specific investment process for each strategy and the details of implementation. They must also consider if risk management tools and operational controls are in place at the portfolio level (allocations across hedge fund betas) and the individual strategy level (positions held in each strategy).

Given the challenges of direct investment in hedge fund beta, the capacity constraints and the level of skill involved, these strategies should command greater fees than traditional stock and bond market betas. However, the all-in cost of hedge fund beta should still be meaningfully lower than the costs of investing in individual hedge fund managers or funds of funds. Moreover, hedge fund betas let investors access a 'pure' source of hedge fund risk premiums. By contrast, most hedge funds and funds of funds bundle together hedge fund betas with static exposure to traditional and exotic betas (and perhaps alpha). In the final analysis, hedge fund beta may be a better portfolio diversifier than many actual hedge funds.

### Conclusion: the future of hedge fund beta

Throughout the history of financial markets, understanding and accepting new risk factors has led to the recognition that what was once considered a part of alpha is in fact beta. The emergence of hedge fund betas is just part of a much longer story, and the past evolution of alpha and beta lets us anticipate how the future will play out.

Historically, the rise of new betas has had three specific effects on the practice of investment management. First and foremost, new betas open new investment opportunities, allowing direct exposure to risk factors such as global equity or high-yield credit. In addition, the new betas become part of the process of portfolio construction and risk management. Investors use indices like the Goldman Sachs Commodity Index to help them measure how much of their portfolio risk comes from commodities and decide if this is the optimal amount. Finally, each new beta becomes a yardstick investors can hold up against their existing investments to see whether their managers are adding or subtracting value – witness the widespread use of the S&P 500 as a benchmark for US equity managers.

Hedge fund betas – notwithstanding the unique challenges associated with creating and implementing them – will likely follow a similar pattern, albeit with greater complexity and more limited capacity. Hedge fund betas allow direct investment in a new, more efficient source of portfolio returns. They can be used for benchmarking existing hedge fund managers, by helping investors understand how much of a given hedge fund's return is actually alpha. They can be used for risk management, by giving investors a clearer understanding of the risks in their portfolios and, perhaps, enough comfort and understanding to open the door to larger hedge fund allocations over time. Finally, we distinguish hedge fund beta from hedge fund replication, which may deliver the least desirable part of hedge funds (market beta), and, therefore lead to a far less diversifying investment.

Hedge fund betas promise a new chapter in portfolio management. We believe hedge fund betas will allow investors to run portfolios that are better diversified, more efficient, and, therefore more likely to achieve their long-term net return targets. ●

## NOTES

- 1 Although the terms 'alpha' and 'beta' are rooted in the language of statistics, their use in finance likely has its origin in the Capital Asset Pricing Model (CAPM).
- 2 For an interesting view of this process, see Dunn (2005).
- 3 Some portion of returns may always remain unexplained by known risk factors. And innovation in the form of new strategies and investment techniques may lead to increased alpha.
- 4 Fama and French (1993) showed that the returns to an individual security or portfolio could be better explained by looking not only at how the overall stock market performed, but also at how subsets of the market (large-cap stocks, small-cap stocks, growth stocks and value stocks) performed.
- 5 The creation of this database was the basis for Mitchell and Pulvino (2001), which documents the non-linear payoff to merger arbitrage strategies.
- 6 Asness (2004) and Main (2007) have written extensively on the nature of hedge fund beta.
- 7 See Mitchell, Pedersen and Pulvino (2007).
- 8 For a more detailed discussion of the correlation between hedge fund indices and global markets – and the importance of considering lagged betas and illiquid assets in making this assessment – see Asness, Krail and Liew (2001). Evidence suggests that since the publication of this paper, these correlations have only increased. EXHIBIT 4 shows that over the last seven years, the correlation between the S&P 500 index and both the CS Tremont Hedge Fund Index and the HFRI Fund of Funds Index was 0.7.
- 9 For traditional betas, constituents can be defined in a number of ways, and the decisions don't matter that much – the S&P 500 and MSCI US indices use different rules to define their constituents, but their performance is highly correlated. For sizing, capitalization weights are often used and data is readily available. Finally, the constituents of most traditional betas don't change all that often, so infrequent rebalancing works just fine.
- 10 The role of judgment exists in traditional betas, but not to the same extent. In the US, some betas (the S&P 500 and Russell 1000) are widely used as portfolio benchmarks, while others (the Dow Jones Industrial Average and Wilshire 5000) are less common. Notably, the latter two benchmarks have unusual constructions, with the former holding only 30 names (chosen by a committee) and the latter holding so many names that it can be difficult to implement.
- 11 Consider the US stock market – as traditional a beta as you can get – in the late 1990s. With several years of strong performance as a tailwind, US equities were viewed as a 'can't lose' proposition. More and more money flowed into the markets and prices continued to rise. Especially with the benefit of hindsight, one can easily argue that the risk premium to equities contracted as capital flooded the market.
- 12 This phenomenon highlights the importance of risk management in allocating capital across strategies. Strategies that suffer capital flight can exhibit concentrated periods of poor performance.
- 13 Of course, the return from this kind of timing is alpha, not beta [given the thesis of this paper, we should add the caveat: "for the time being"]. For more on investor behavior and the timing of hedge fund strategies, see Mitchell, Pedersen and Pulvino (2007).
- 14 According to the 2007-2008 Russell Investments Survey on Alternative Investing, the average strategic allocation to hedge funds among institutional investors in North America increased from 2.5 per cent in 2001 to 7.5 per cent in 2007 with a forecast of 8.9 per cent in 2009. For Europe, the figures are 1.7 per cent in 2001, 7.4 per cent in 2007 and 8.4 per cent estimated in 2009.
- 15 According to Goldman Sachs, the average portfolio return assumption for companies in the S&P 500 with defined benefit plans fell from 9.0 per cent in 2002 to 8.1 per cent in 2007. See Moran, Michael and Abby Joseph Cohen, *Pension Review 2008: Funding a profit boost?* (Research Report), 16 June 2008, p. 16.

## REFERENCES

- Agarwal, V., and N. Naik, 2000. 'Generalized Style Analysis of Hedge Funds.' *Journal of Asset Management* 10: 93-109.
- Anson, Mark, 2008. 'The Beta Continuum: From Classic Beta to Bulk Beta.' *Journal of Portfolio Management*, Winter.
- Asness, Cliff, 2004. 'An Alternative Future. An Exploration of the Role of Hedge Funds.' *Journal of Portfolio Management 30th Anniversary Issue*.
- Asness, Cliff, Robert Krail and John Liew, 2005. 'Do Hedge Funds Hedge?' *Journal of Portfolio Management*, Fall, Journal of Portfolio Management Best Paper Award.
- Cochrane, John, 2007. 'Efficient Markets Today.' Conference on Chicago Economics, Chicago, Illinois. 10 November.
- Dunn, Thomas, 2005. 'Hedge Fund Investing – A Taxonomy of Alpha.' ABP Investments US, Inc.
- Fama, Eugene F., and Kenneth R. French, 1993. 'Common Risk Factors in the Returns on Stocks and Bonds.' *Journal of Financial Economics* 53: 427-465.
- Fung, William, and David Hsieh, 1997. 'Empirical Characteristics of Dynamic Trading Strategies: the Case of Hedge Funds.' *Review of Financial Studies* 10: 275-302.
- Fung, William, and David Hsieh, 2004. 'Hedge Fund Benchmarks: A Risk-Based Approach.' *Financial Analysts Journal* 60: 65-80.
- Hasanhodzic, J., and A. Lo, 2007. 'Can Hedge-Fund Returns Be Replicated?: The Linear Case.' *Journal of Investment Management* 5: 5-45.
- Hasanhodzic, J., and A. Lo, 2006. 'Attack of the Clones.' *Alpha* June: 54-63.
- Hill, J., B. Mueller, and V. Balasubramanian, 2004. *The 'Secret Sauce' of Hedge Fund Investing/Trading Risk Dynamically*. Goldman Sachs Equity Derivatives Strategy. 2 November.
- Main, George, G. Thouret, and R. Carroll, 2007. *Two Paths to Alternative Beta*. Diversified Global Asset Management. October.
- Mitchell, Mark, Lasse H. Pedersen, and Todd Pulvino, 2007. 'Slow Moving Capital.' *The American Economic Review* 97: 215-220.
- Mitchell, Mark, and Todd Pulvino, 2001. 'Characteristics of Risk and Return in Risk Arbitrage.' *Journal of Finance* 56: 2135-2175.
- Roll, Richard, 2003. 'Style Return Differentials: Illusions, Risk Premiums, or Investment Opportunities?' *The Handbook of Equity Style Management*. Ed. T. Daniel Coggin and Frank J. Fabozzi. Hoboken, New Jersey: John Wiley & Sons, Inc. 229-258.